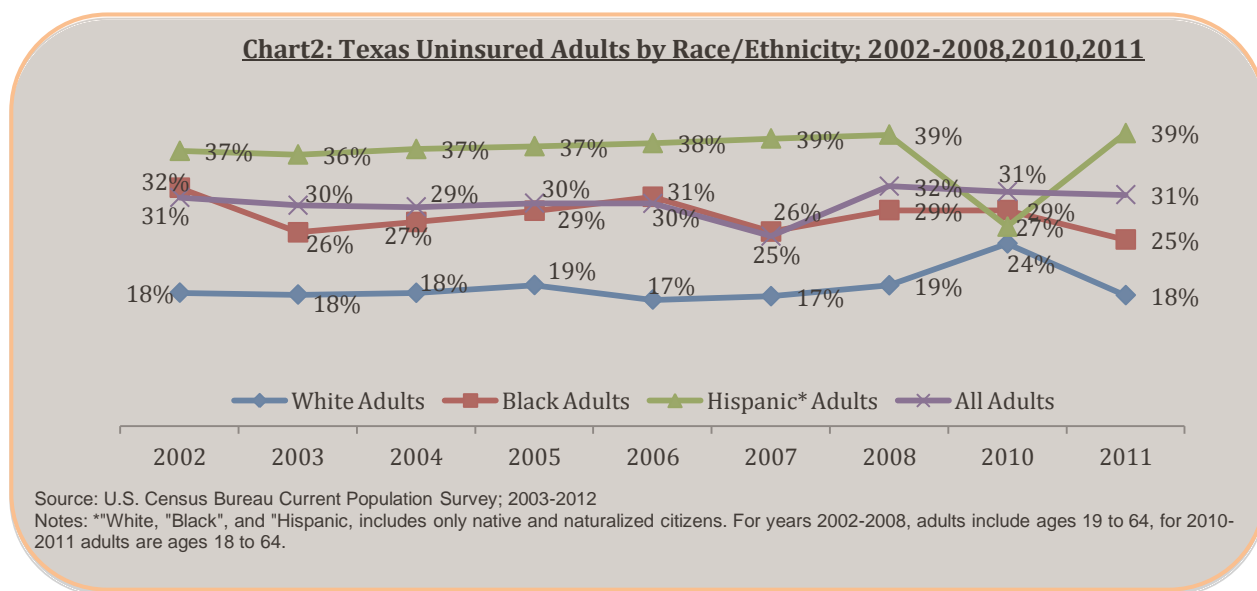
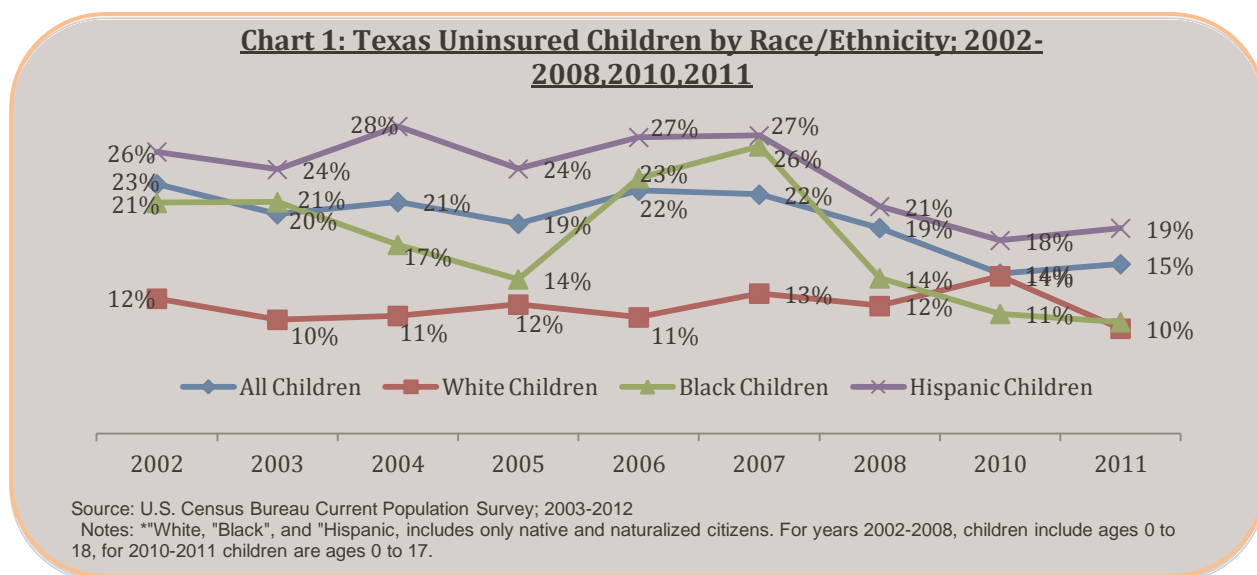
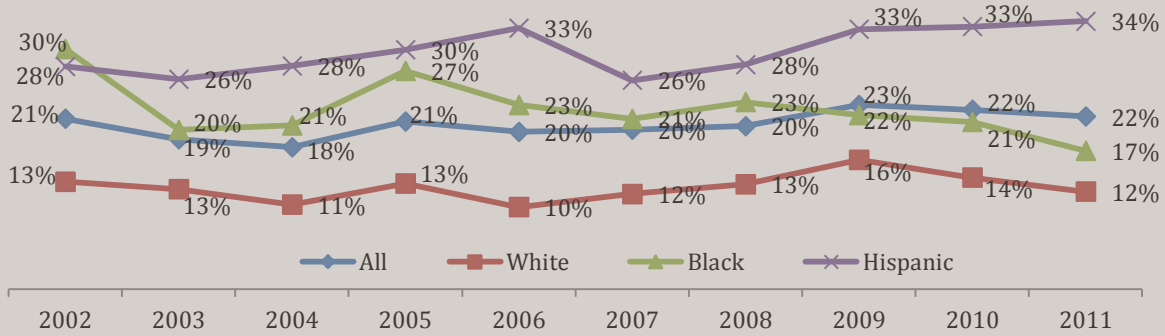


## Profiles: Latino Health Insurance Coverage in Texas

**Chart1: Texas Uninsured Children by Race/Ethnicity; 2002-2011**

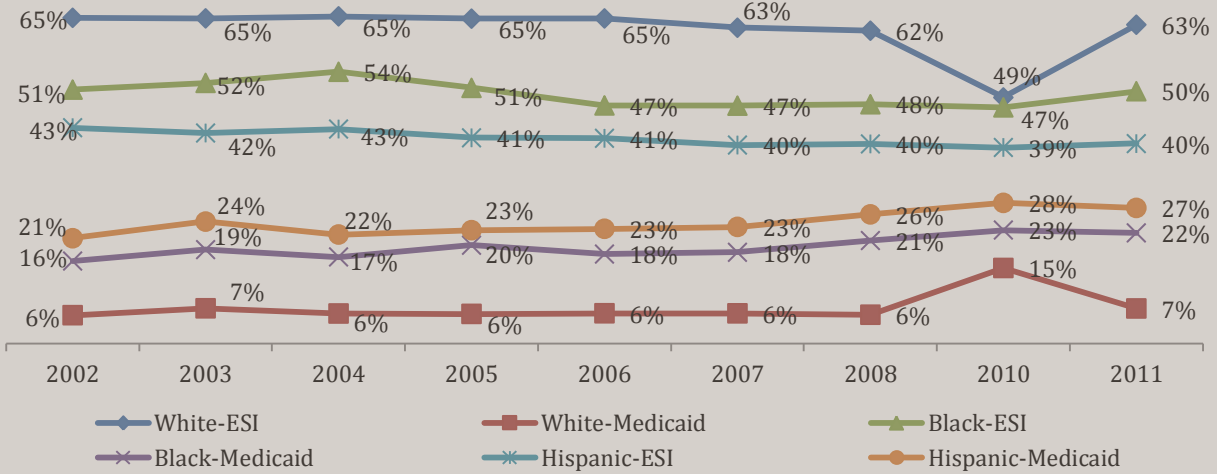


**Chart 3: Texas Uninsured Older Adults (50-64), 2002-2011**



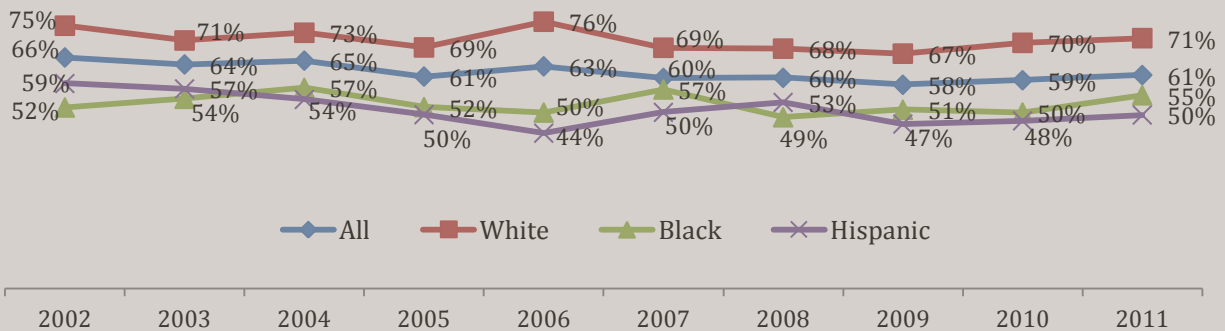
Source: U.S. Census Bureau Current Population Survey; 2003-2012

**Chart 4: Texas Insured by Race/Ethnicity: Medicaid and ESI 2002-2008,2010,2011**




Source: U.S. Census Bureau Current Population Survey; 2003-2012  
 \*\*White, "Black", and "Hispanic, includes only native and naturalized citizens

**Texas Older Adults (50-64) Covered by Employment Based Health Insurance, 2002-2012**



Source: U.S. Census Bureau Current Population Survey; 2003-2012



## Individuals Potentially Eligible for Coverage Under Affordable Care Act in Texas, 2011

	Eligible for Medicaid FPL 138 BELOW	Eligible for Subsidies FPL 139 - 400	Total Potential Eligible
Black	254,954	241,974	496,928
<b>Latino</b>	<b>1,772,938</b>	<b>1,673,563</b>	<b>3,446,501</b>
White	469,423	714,121	1,183,544
Other	78,225	174,172	252,397
<b>All Populations *</b>	<b>2,575,540</b>	<b>2,803,830</b>	<b>5,379,370</b>

Source: U.S Census Bureau, Current Population Survey 2012